

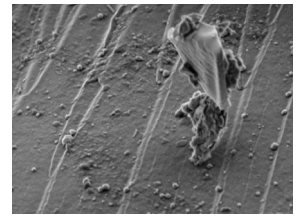

3 Ben Gurion St. P.O.B. 2227 Kfar –Azar 55000 Israel
Tel: 03-6356650 Fax: 03-6357750
e-mail: info@picotech.co.il
www.picotech.co.il

What scientist doesn't want his own SEM tool at his disposal for himself or students? Now, this is possible, with Tescan's Vega-II series fully functional SEM, available at prices below \$100K.

The fully customizable Vega SEM produces images with SEM magnifications continuously from x4 to x1,000,000 reaching resolutions down to 3.5nm.



The Vega-II tool is ideal for:

- Research Laboratories
- Failure analysis
- Material inspection and analysis
- 3D reconstruction
- Forensic analysis
- IC inspection



Some of the features of the Tescan Vega SEM:

- Continuous magnification from x4 to x1,000,000
- Resolution down to 3.5nm
- Very intuitive and easy to use - No special training required
- Unique 4-lens column allows wide-view mode.
- Live 3D SEM image view – standard on all tools!
- High Vacuum and Low Vacuum models available
- All types of detectors available: BSE, SE, Low Vac SE, CL, EBIC, EDX, EBSD



Also available at surprising prices from Tescan are high resolution Schottky field emission MiraII series microscope and Lyra combined FIB-SEM microscopes.

If required, we can provide over 500 references of installed tools worldwide!
Please let us know if we can interest you with more information about this tool.